



Connections Telys/Nexus SDMO

MonTICK – Generator Monitor




Date: 16 Jan 2017

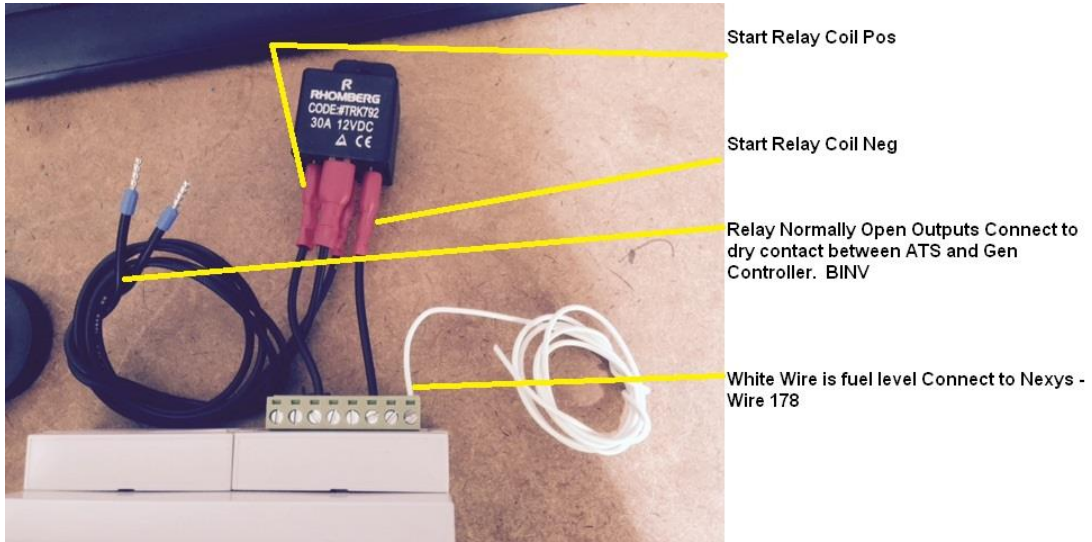
Contact: michael@gentick.co.za

Connections


1. Connect harness connector to J15
2. Connect Nexus/Telys harness wire 178 to MontTICK harness 178 for fuel level
3. Connect relay normally open contacts to BINV (Remote start) if remote start is required.



MONTICK GENERATOR MONITOR



MONTICK GENERATOR MONITOR



**Green/Yellow Connect to Common Alarm
Nexys - Wire No 202**

**Blue Connect to Genset Running Nexys - Wire
No 201**

Black Connect to Battery Neg Nexys - Wire 31

RED Connect to Battery Pos Nexys - Wire 147